

SIDNEY POLICE DEPARTMENT



2021

YEAR IN REVIEW

JANUARY



TRAVIS ROSAAEN PROMOTED TO CAPTAIN.




POLICE CHAPLAINS SWORN IN.



GABE ZEILER SWORN IN AS OUR NEW LIEUTENANT.

MARCH



CAPTAIN ROSAAEN MARKS 20 YEARS OF SERVICE WITH THE SIDNEY POLICE DEPARTMENT.



CHIEF MARK KRAFT GRADUATED FROM THE SCHOOL OF POLICE STAFF AND COMMAND (SPSC) AT NORTHWESTERN UNIVERSITY HELD IN EVANSTON, ILLINOIS FROM OCTOBER 12, 2020 – MARCH 28, 2021.

THIS PROGRAM, WHICH WAS IMPLEMENTED BY THE CENTER FOR PUBLIC SAFETY IN 1983, HAS GRADUATED OVER 25,000 STUDENTS BOTH NATIONALLY AND INTERNATIONALLY. CHIEF MARK KRAFT WAS A STUDENT IN SPSC CLASS #491 WHICH ACCOMMODATED A TOTAL OF 24 STUDENTS FOR THE 22-WEEK PERIOD.

THE SCHOOL OF POLICE STAFF AND COMMAND PROVIDES UPPER-LEVEL COLLEGE INSTRUCTION AND IS ONE OF THE THREE PREMIER POLICE COMMAND COLLEGES IN THE UNITED STATES. THE MAJOR TOPICS OF STUDY INCLUDE: LEADERSHIP, HUMAN RESOURCES, EMPLOYEE RELATIONS, ORGANIZATIONAL BEHAVIOR, APPLIED STATISTICS, PLANNING AND POLICY DEVELOPMENT, BUDGETING AND RESOURCE ALLOCATION.

APRIL

City cleared of wrongful termination in Stinchfield lawsuit

By Mark Berryman editor@sidneyherald.com Apr 16, 2021 Updated Apr 16, 2021



Robert Stinchfield testifies during the trial in which he sued the city of Sidney for wrongful termination. The jury did not find Stinchfield had been wrongfully terminated.

AFTER A FOUR-DAY TRIAL, THE JURY DELIBERATED FOR ABOUT TWO HOURS BEFORE RETURNING A VERDICT STATING THE CITY OF SIDNEY DID NOT WRONGFULLY TERMINATE ROBERT STINCHFIELD. STINCHFIELD HAD FILED A LAWSUIT AGAINST THE CITY IN JANUARY 2020 CITING WRONGFUL TERMINATION AND SEEKING COMPENSATION OF \$82,701, THE MAXIMUM THE STATE WOULD ALLOW.

THE TRIAL BEGAN ON TUESDAY, APRIL 13 MORNING WITH THE SELECTION OF JURORS, FOLLOWED BY OPENING STATEMENTS AND ONE WITNESS, THE PLAINTIFF, ROBERT STINCHFIELD IN THE AFTERNOON.

STINCHFIELD TESTIFIED THAT HE BELIEVED KRAFT HELD ANIMOSITY TOWARD HIM AND WAS “OUT TO GET HIM.” STINCHFIELD THEN TESTIFIED THAT HE DID NOT AGREE WITH SOME OF THE CLAIMS OF OFFICER SAFETY VIOLATIONS AND DID NOT ALWAYS FOLLOW THE INSTRUCTIONS GIVEN BY SUPERIORS. STINCHFIELD ALSO STATED HE FELT OFFICER SAFETY WAS SUBJECTIVE AND HE DID NOT BELIEVE HE HAD EVER VIOLATED OFFICER SAFETY PRACTICES.

TESTIMONY BY CHIEF KRAFT, CAPTAIN ROSAAEN, AND FORMER SIDNEY POLICE SERGEANT TYLER KAMMERZELL DETAILED THE NUMEROUS AND REPEATED OFFICER SAFETY VIOLATIONS STINCHFIELD COMMITTED AS WELL AS THE EFFORTS BY THE DEPARTMENT TO PROVIDE REMEDIAL TRAINING IN AN EFFORT TO GET STINCHFIELD TO AN ACCEPTABLE PERFORMANCE STANDARD. DESPITE THE DEPARTMENT’S EFFORTS, THOUGH, STINCHFIELD WAS UNABLE TO MEET THOSE PERFORMANCE STANDARDS.]

WHEN ASKED IF THERE WAS A CONSPIRACY TO GET RID OF STINCHFIELD, DIFONZO SAID IT WAS TOO DIFFICULT TO FIND LAW ENFORCEMENT OFFICERS SO EVERY EFFORT WAS MADE TO KEEP THEM.

KRAFT TESTIFIED THAT THE DEPARTMENT WAS UNDERSTAFFED BY TWO OFFICERS AND RECRUITING LAW ENFORCEMENT OFFICERS WAS VERY DIFFICULT DUE TO THE POLITICAL CLIMATE AND LOCATION. ALONG WITH RECRUITMENT, RETENTION IS ALSO AN ISSUE AS WELL, SAID KRAFT.

GERRY P. FAGAN, ATTORNEY FOR THE CITY, ASKED THE JURY TO WEIGH THE ACTUAL FACTS IN THE CASE RATHER THAN BE DISTRACTED BY FAILED ATTEMPTS BY THE PLAINTIFF’S ATTORNEY TO PORTRAY THE TERMINATION AS A VENDETTA BY EITHER KRAFT OR KAMMERZELL OR FAILURE TO FOLLOW POLICY.

AFTER A BRIEF DELIBERATION, WHICH INCLUDED LUNCH, THE JURY FOUND IN FAVOR OF THE CITY. (BERRYMAN, 2021)

REFERENCES

BERRYMAN, M. (2021, APRIL 16). CITY CLEARED OF WRONGFUL TERMINATION IN STINCHFIELD LAWSUIT. *SIDNEY HERALD*.

MAY



LAW ENFORCEMENT TORCH RUN IN SUPPORT OF SPECIAL OLYMPICS MONTANA

JUNE

Certificate of Achievement

Presented to

Travis Rosaaen



In recognition of the successful completion of the


Montana Executive Leadership Institute

and by these presents is entitled to such professional standing as may be properly accorded by reason of completion of the one hundred and sixty hours of instruction and independent study culminating in Helena, Montana on the 25th day of June, 2021.

Mr. Austin Knudsen, Attorney General
State of Montana

Mr. Glen Stinar, Administrator
Montana Law Enforcement Academy

CAPTAIN TRAVIS ROSAAEN GRADUATES FROM THE MONTANA EXECUTIVE LEADERSHIP INSTITUTE.




SGT. COLE SELMO RESIGNED FROM THE SIDNEY POLICE DEPARTMENT TO RETURN TO MINNESOTA AND GO TO BARBER COLLEGE.

JULY

MORE TRAINING...

MPAT PROCTOR – LT. ZEILER & OFC. PAPKA
DEFENSIVE TACTICS INSTRUCTOR – OFC. NORBY
FIELD TRAINING OFFICER SEMINAR – DET. NIEMAN & OFC. NORBY

FILMING THE RECRUITMENT VIDEO



AUGUST

SPD HOSTS INTERVIEW & INTERROGATION CLASS



Wicklander-Zulawski

CRIMINAL AND ADVANCED
INTERVIEW & INTERROGATION TECHNIQUES



Obtain training in the latest, most effective interview and interrogation techniques, including the WZ Non-Confrontational Method. Learn to assess verbal and non-verbal behavior and become more effective on the focus of an investigation and obtaining reliable information. Gather a variety of non-confrontational interview and interrogation techniques to overcome resistance of victims, witnesses, informants and criminal offenders.

SEMINAR ON CRIMINAL INTERVIEW & INTERROGATION

The 3-day WZ Seminar on Criminal Interview & Interrogation Techniques is designed to teach and reinforce the sound fundamentals of the interview and interrogation process for the professional investigator. This training course offers a broad range of cutting-edge methods and proprietary tools to conduct more effective interviews and interrogations, resulting in identifying the truth more efficiently and with less resistance. Using actual investigations this course offers a diverse collection of case studies to provide strategic tactics to establish guilt, substantiate confessions and prosecute the offenders.

SEMINAR TOPICS INCLUDE:

- Selective Interview Technique
- Fact-Finding Interview
- The Participatory Method
- False Confessions
- WZ Non-Confrontational Method

ADVANCED WORKSHOP ON INTERVIEWING TECHNIQUES

The 1-day WZ Advanced Workshop on Interview & Interrogation Techniques utilizes practical exercises, new concepts/techniques and psychological principles to enhance the law enforcement officer's ability to obtain legally acceptable confessions and to tailor their criminal interviews for maximum advantage. The purpose of the course is to offer participants, who have attended a basic introductory interview and interrogation course, with an opportunity to practice techniques in a workshop environment. This interactive workshop allows participants to work through actual case studies applying techniques taught by the instructor in real-world situations.

WORKSHOP TOPICS INCLUDE:

- Causes of Denials
- Dealing with Difficult Subjects
- Cognitive Interviewing
- Development of the Admission

MT & ND POST Approved

Hosted by:
Sidney Police Department
Richland County Extension Office
1499 N. Central Avenue
Sidney, MT 59270
8:00 AM - 4:00PM

August 10-12, 2021
Criminal Interview & Interrogation
Early Price: \$470 per person (ends 5/10)
Regular Price: \$495 per person (ends 7/10)
Late Price: \$515 per person

August 13, 2021
Advanced Interview & Interrogation
Early Price: \$270 per person (ends 5/13)
Regular Price: \$295 per person (ends 7/13)
Late Price: \$315 per person

WZ's team of Certified Forensic Interviewers (CFI®) teach a series of techniques, anchored by the WZ Non-Confrontational Method to integrate strategic preparation, behavior interpretation, and structured questions which allows an interviewer to successfully adapt to any type of investigation.

Visit w-z.com today to learn how to arm your agency with the skills to identify the truth.

COOL OFF WITH COPS...



IRCHA
COMMUNITY

COOL OFF WITH COPS!

MONDAY AUGUST 16, 2 PM
LAWN NEXT TO SUNSET VILLAGE
FREE SNACKS PROVIDED

JOIN IRCHA, SIDNEY PD, AND DRUG FREE COMMUNITIES FOR SOME SUMMER FUN!



SEPTEMBER

9/11 20TH ANNIVERSARY CEREMONY



OCTOBER CONFERENCES...


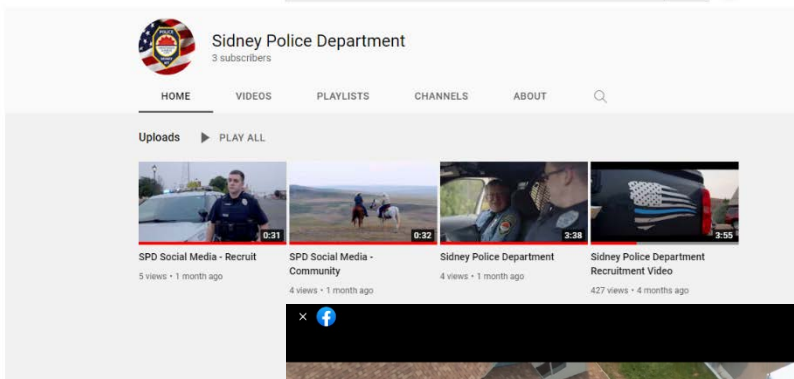
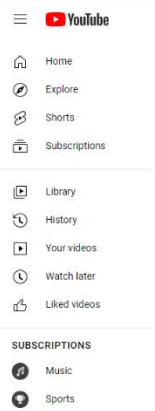


CHIEF KRAFT ELECTED TO MACOP BOARD OF DIRECTORS



CHIEF KRAFT AND LT. ZEILER ATTEND THE FIRST OF THE THREE FBI-LEEDA LEADERSHIP COURSES.

WE FINALLY GET THE FINISHED RECRUITMENT VIDEO...



RED RIBBON WEEK

TRUNK-OR-TREAT


NOVEMBER

A NEW OFFICER JOINS THE DEPARTMENT



OFFICER JOSEPH SWANSON SWORN IN BY MAYOR NORBY.

OFFICER PAPKA RESIGNS FROM THE SIDNEY PD.



POLAR PLUNGE



DECEMBER

COOKIES WITH COPS



1ST ANNUAL SIDNEY POLICE DEPARTMENT AWARDS BANQUET & CHRISTMAS PARTY



**OFFICER BRETT NORBY
AWARDED THE SPD
OFFICER OF THE YEAR
AWARD.**

**OFFICER JONATHAN RYAL
AWARDED THE
LIFESAVING AWARD**

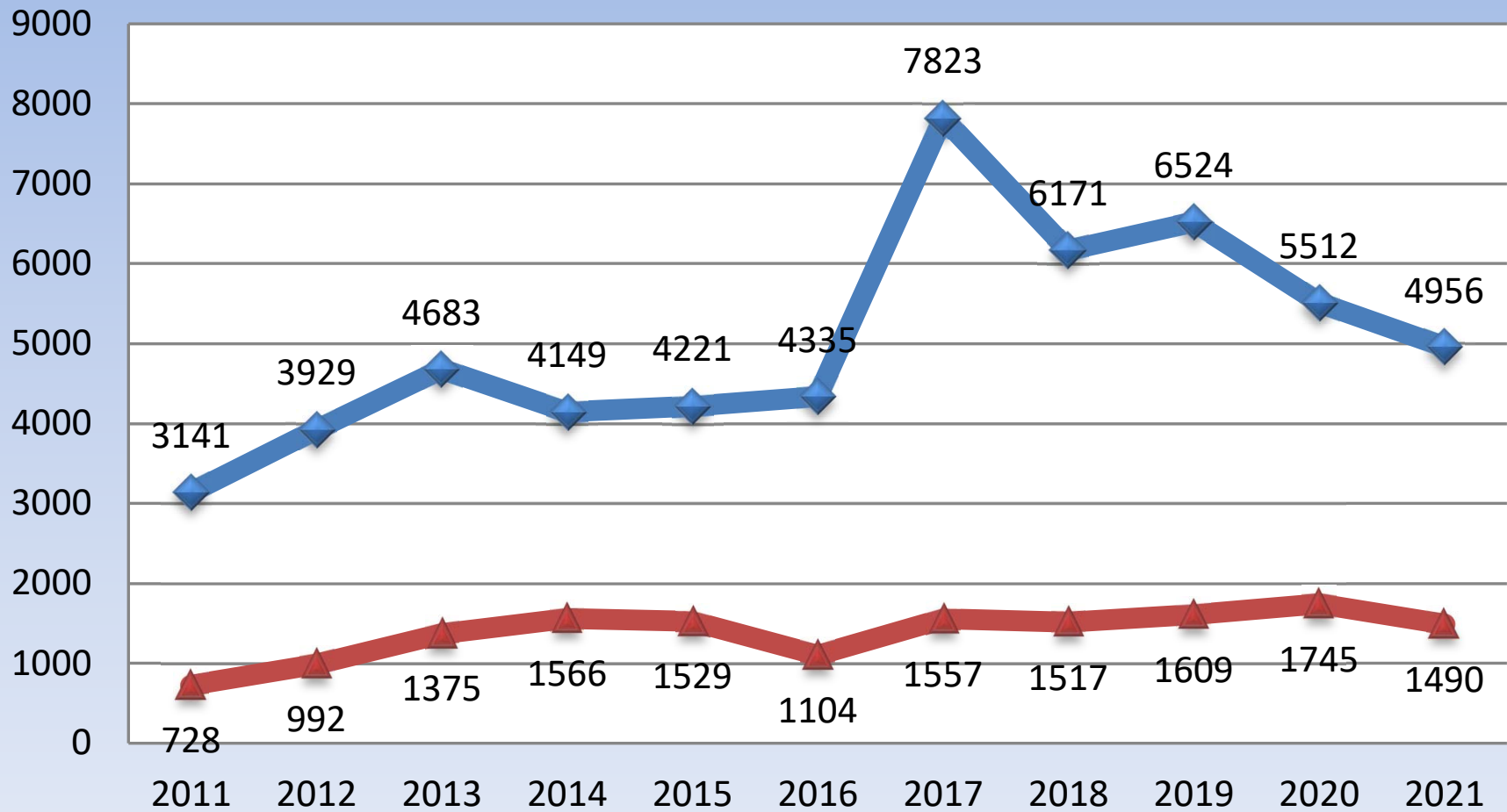


**CAPT. TRAVIS ROSAAEN
AWARDED THE
DISTINGUISHED SERVICE
AWARD.**



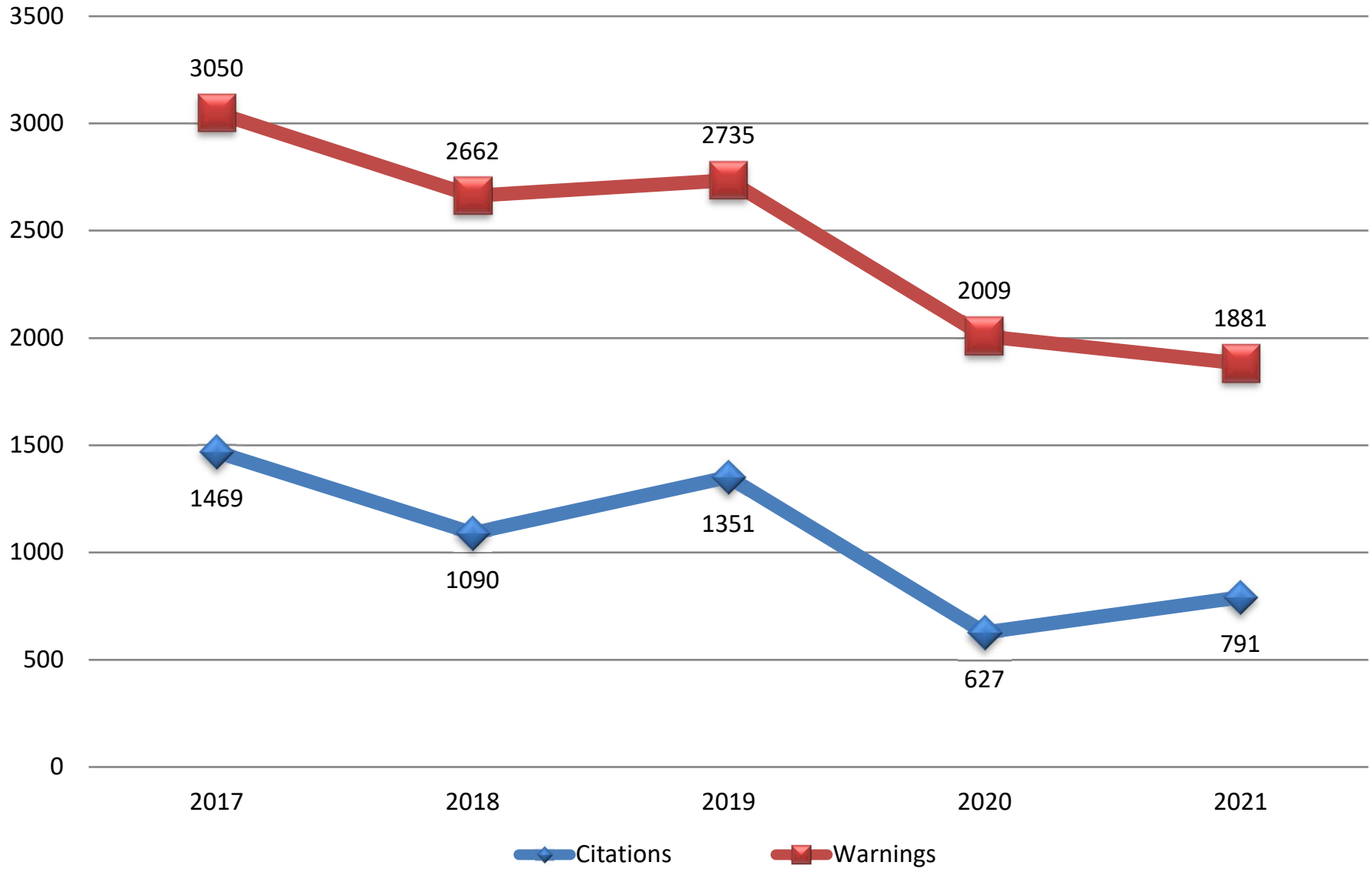
Sidney Police Department 2011-2021 Call Volume

◆ Total CFS's
▲ Offenses

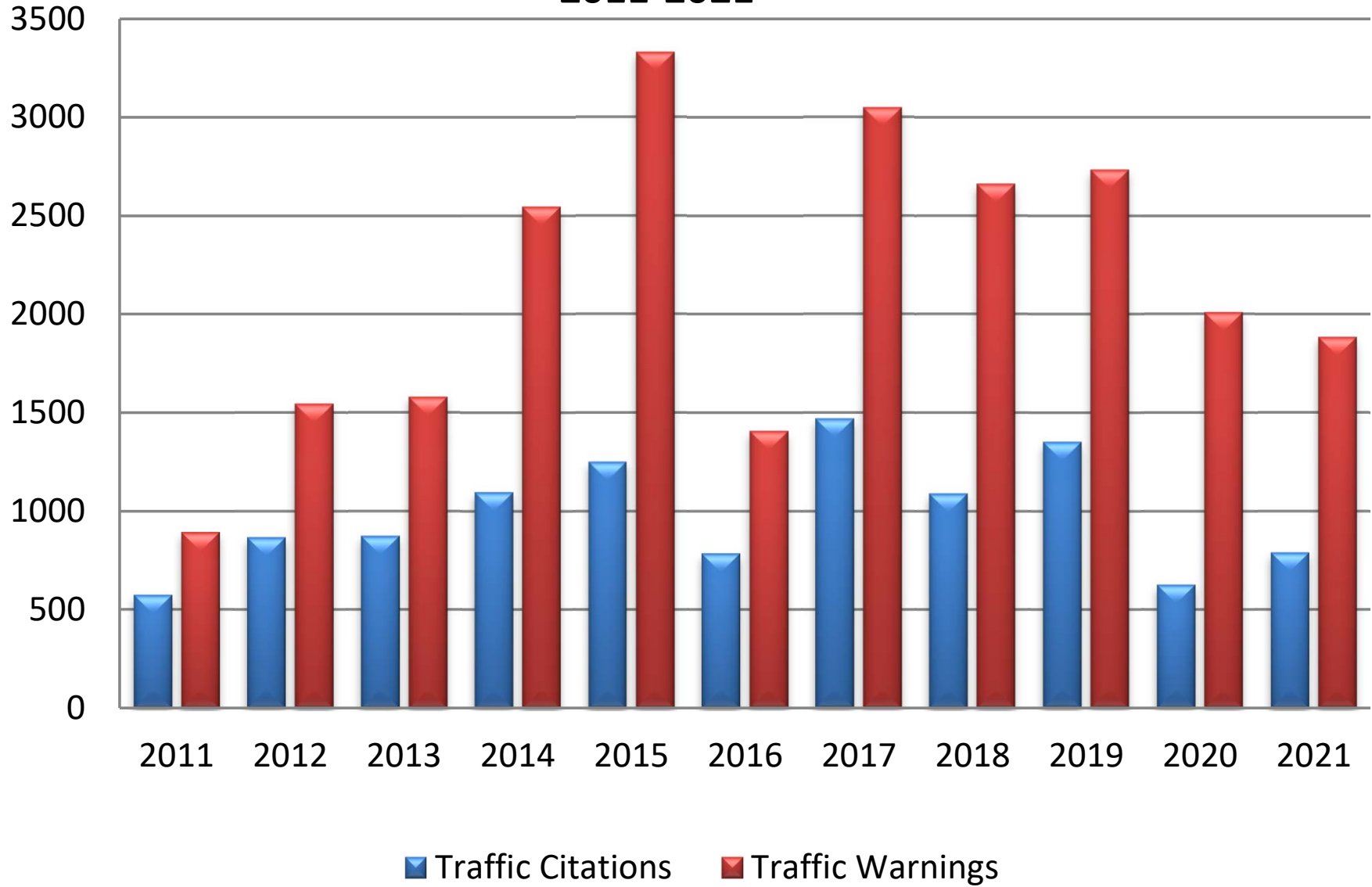


Sidney Police Department

2017-2021 Traffic Enforcement

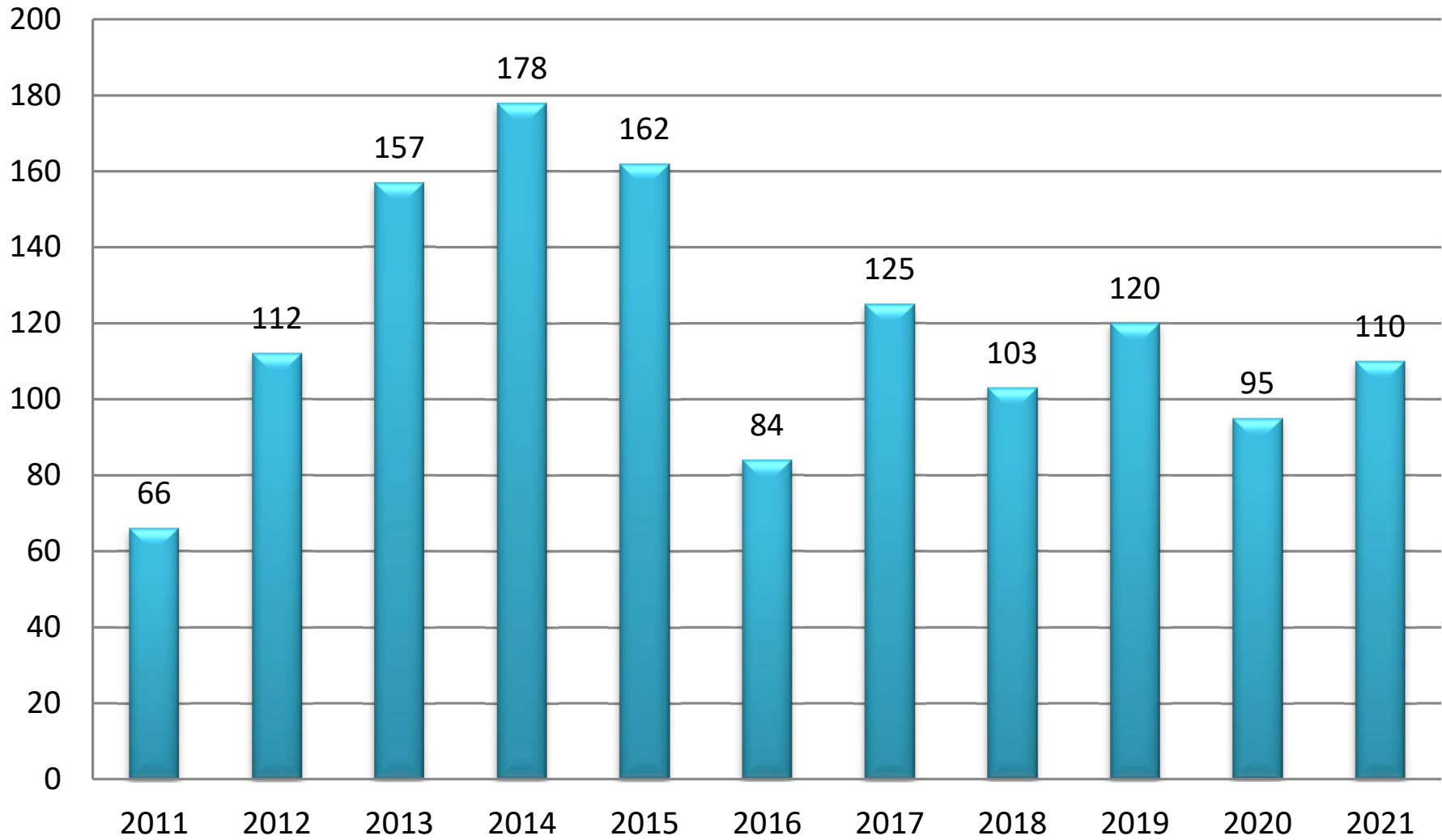


Sidney Police Department Traffic Enforcement 2011-2021



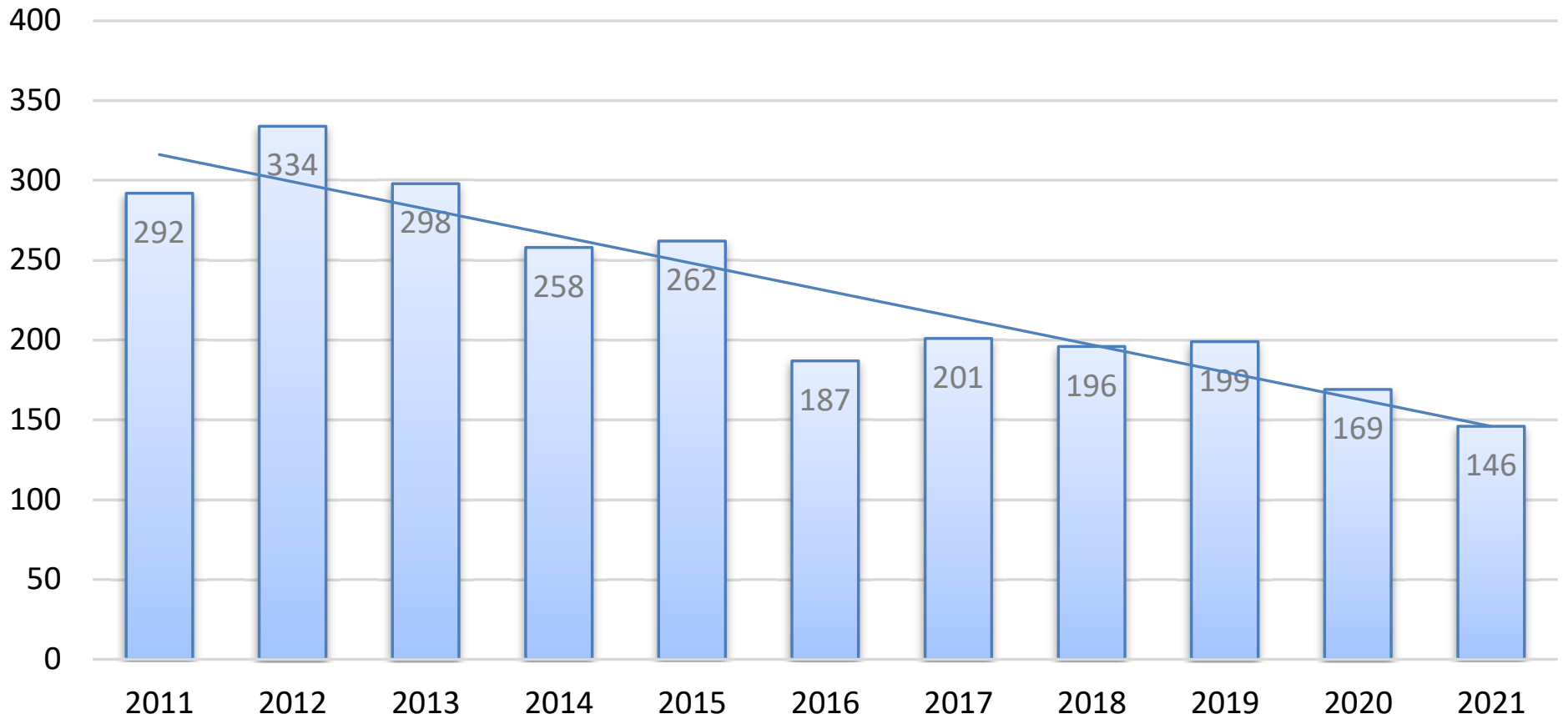
Sidney Police Department

DUI's 2011-2021

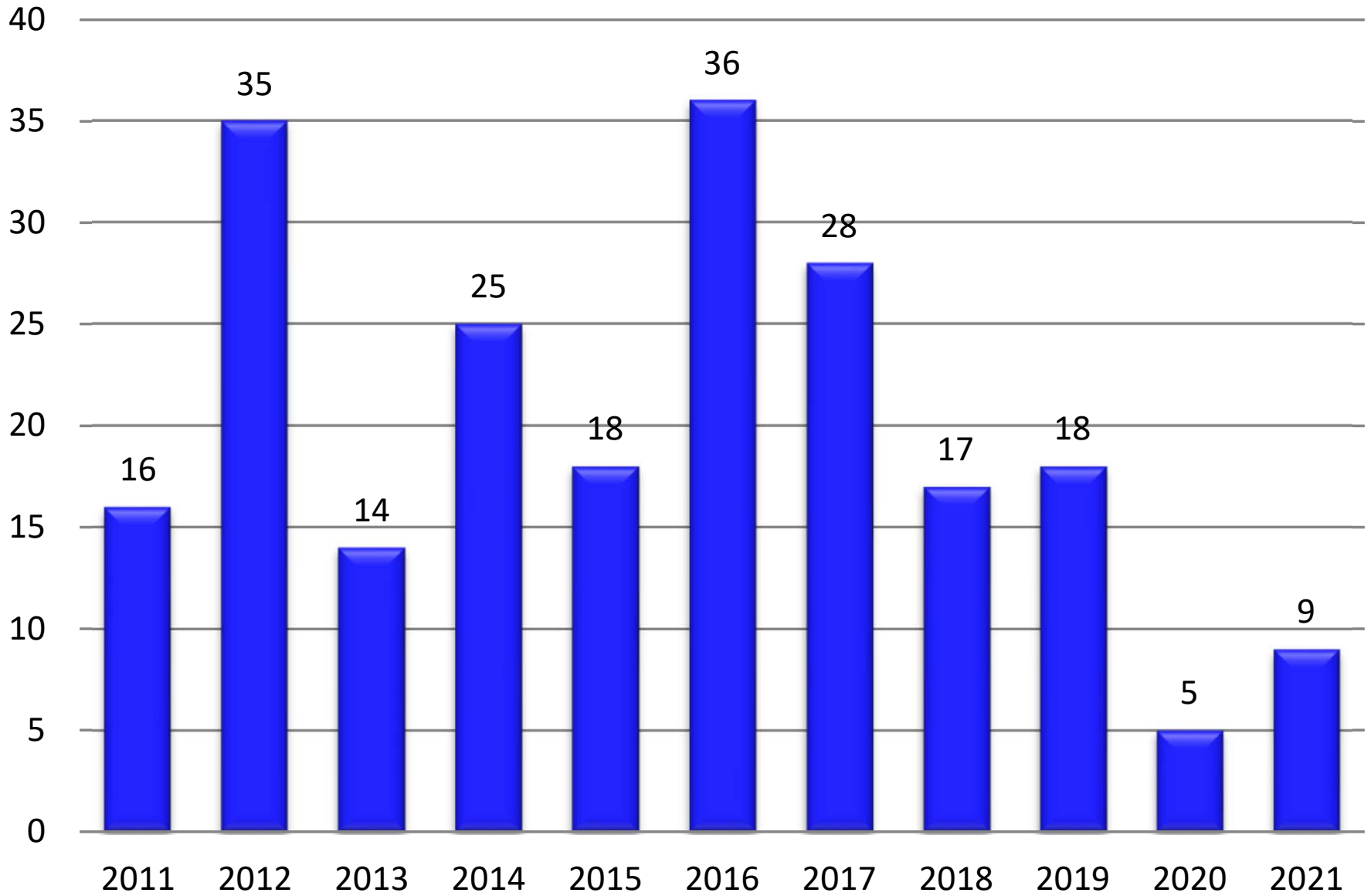


Sidney Police Department 2011-2021

Motor Vehicle Accident Investigations

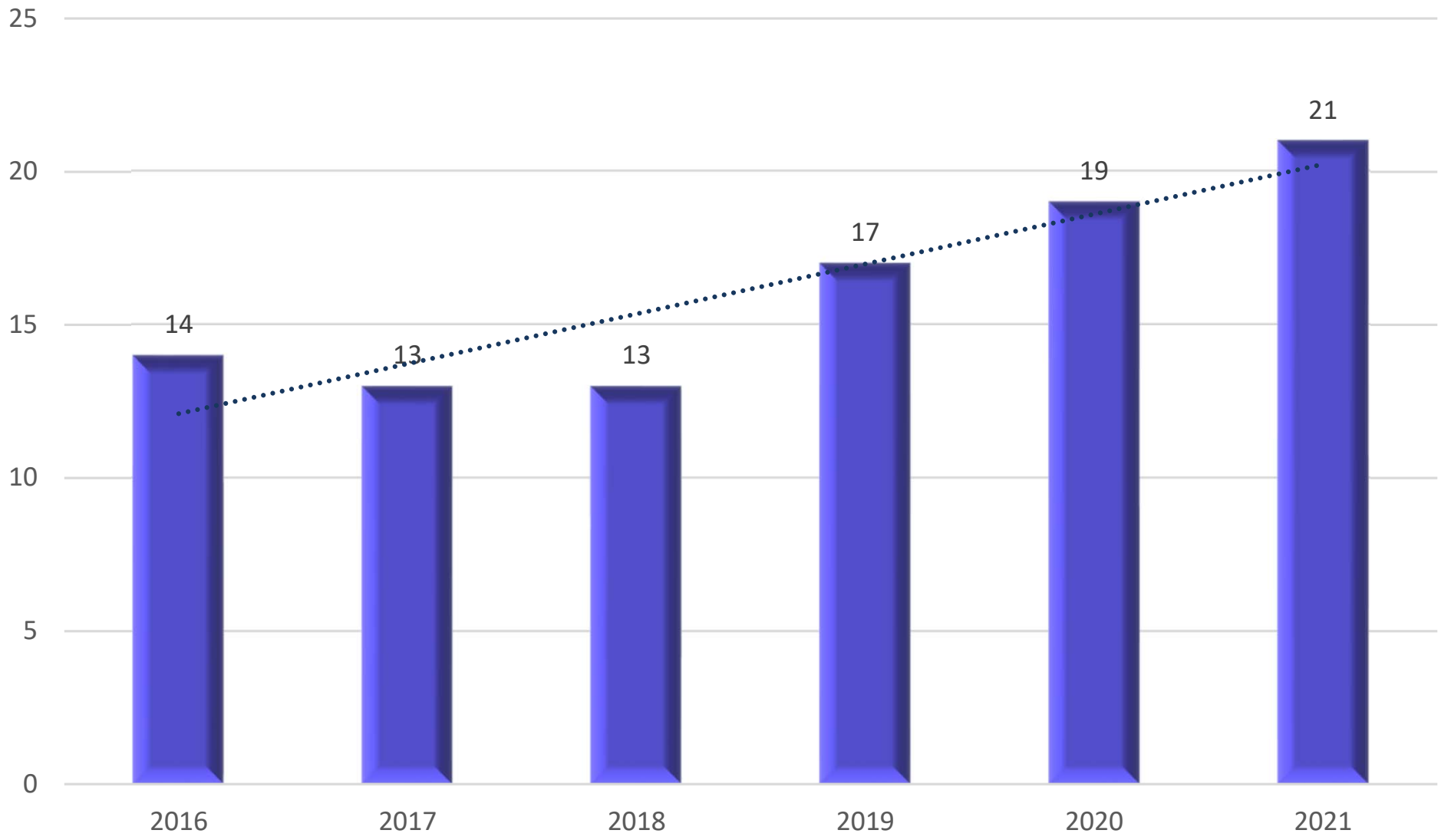


SPD Burglary Cases 2011-2021



Sidney Police Department 2011 - 2021

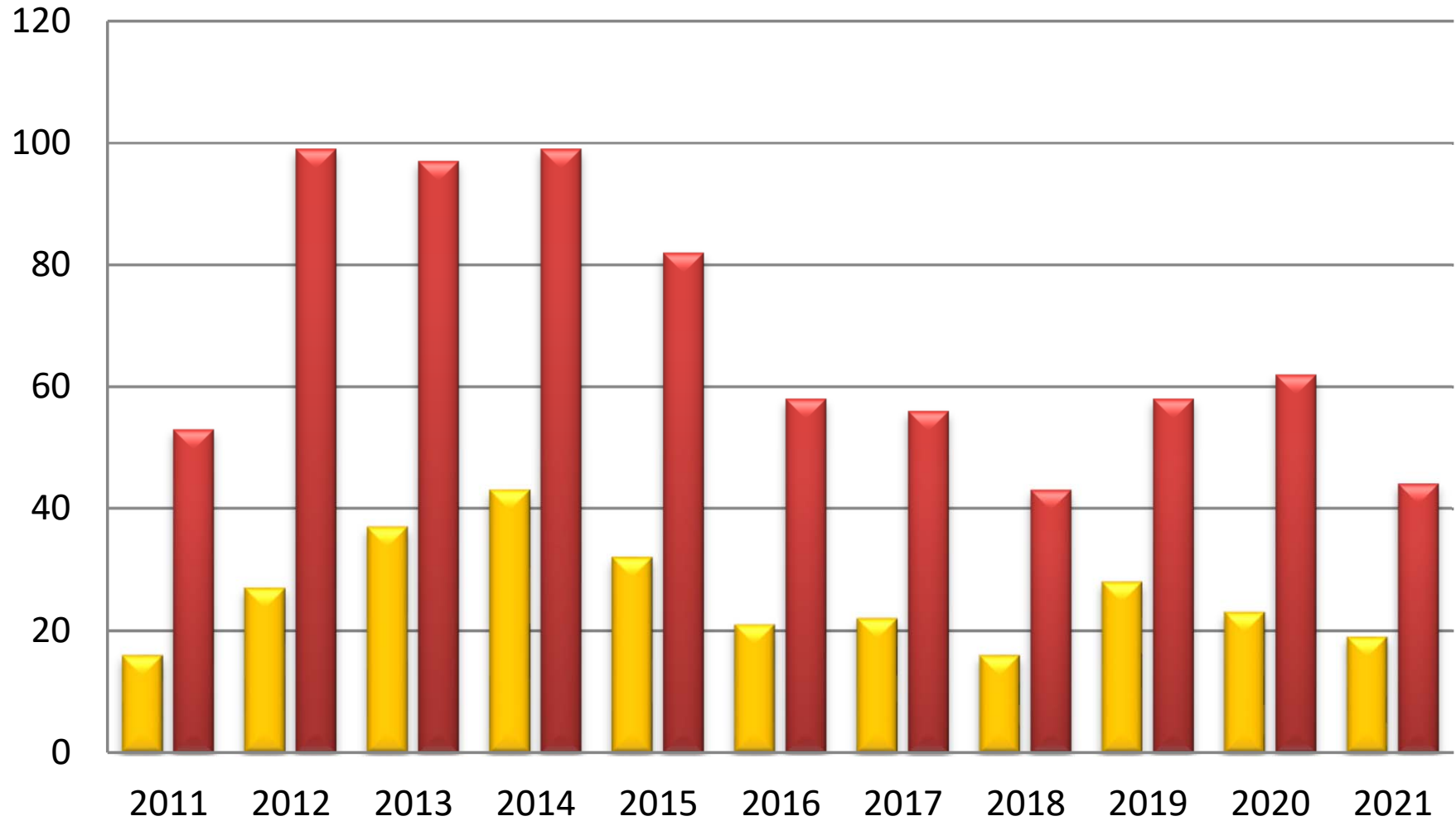
Sex Offenses



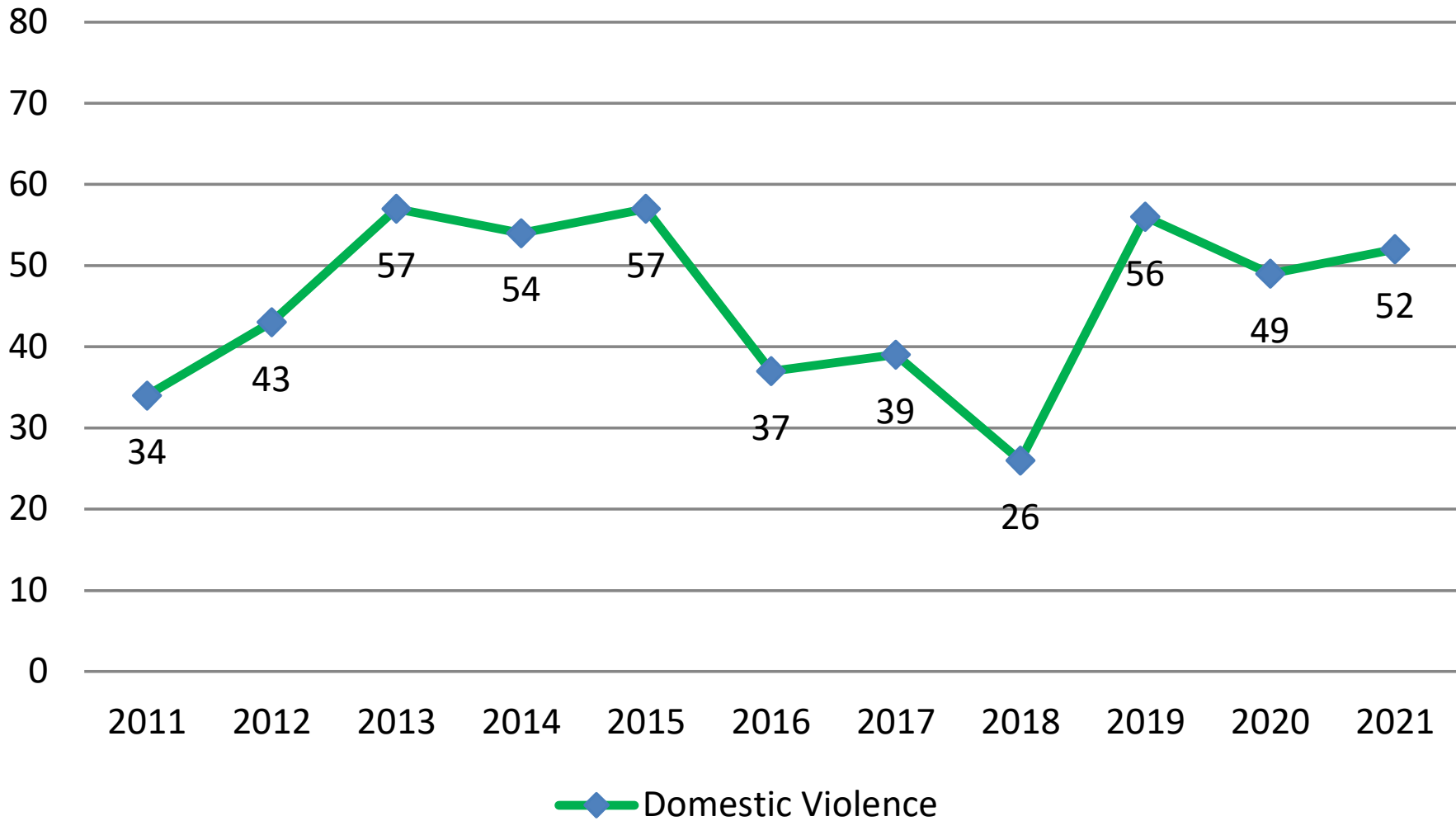
SPD Assault Cases 2011-2021

■ Felony Assault

■ Misdemeanor Assault

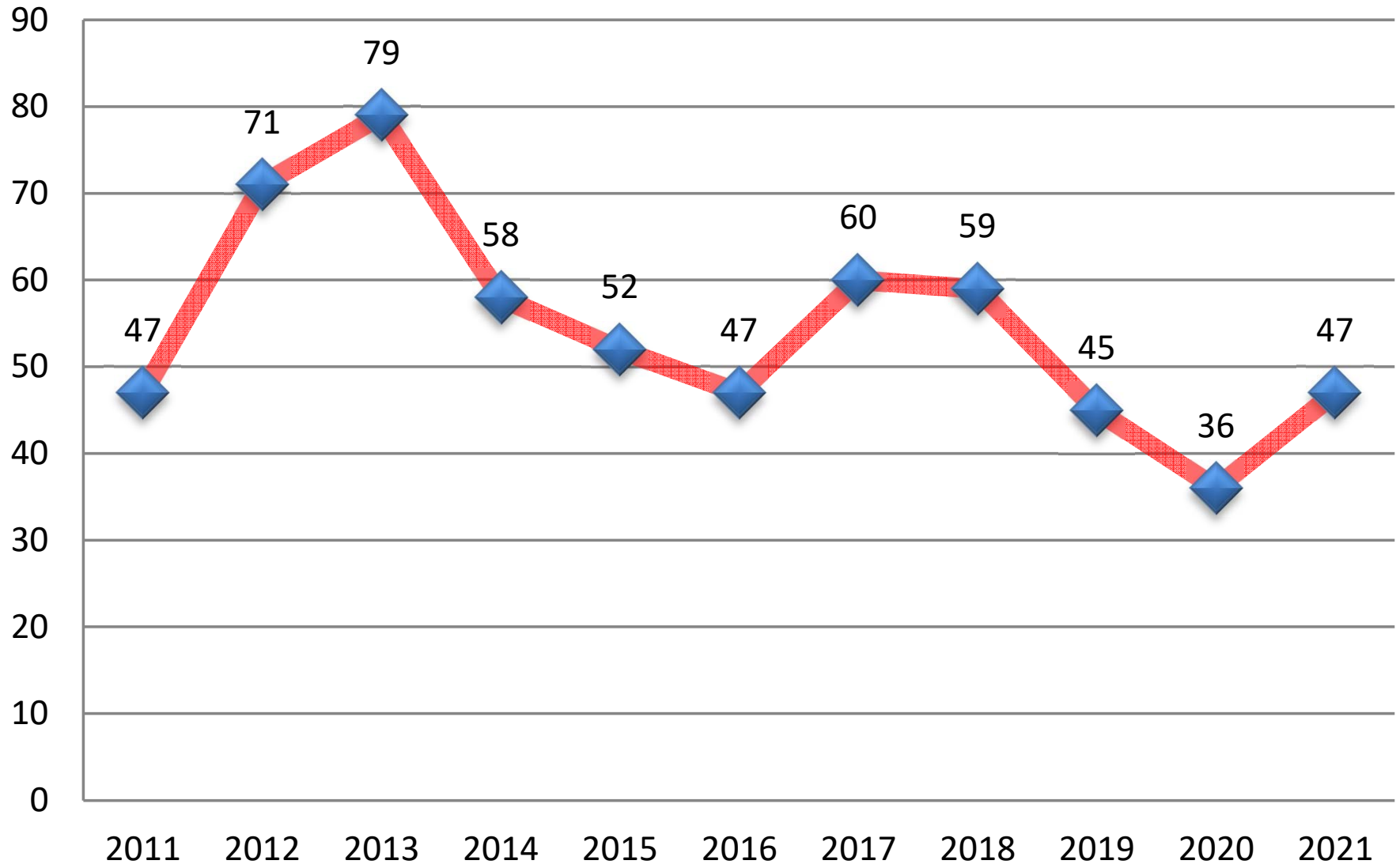


Sidney Police Department Domestic Violence Cases 2011-2021

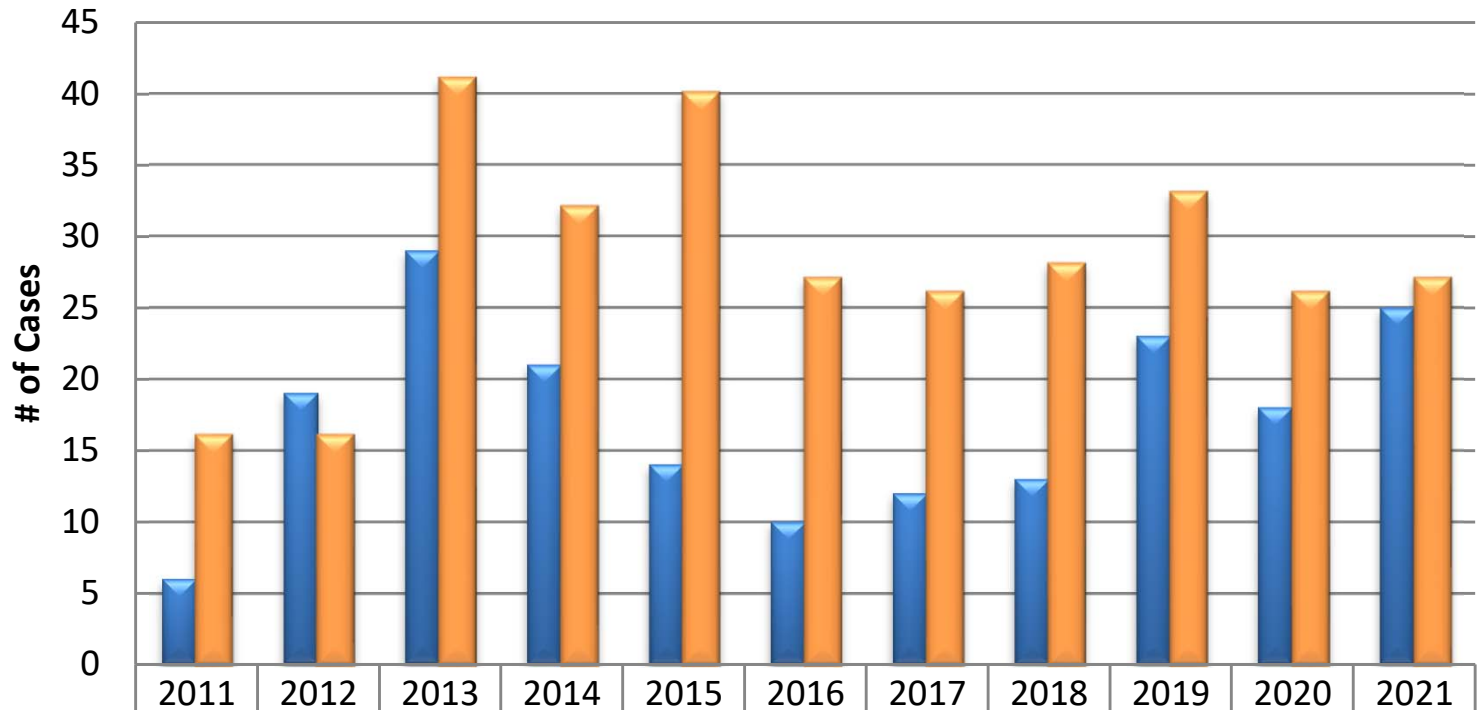


Sidney Police Department

2011-2021 Disorderly Conduct

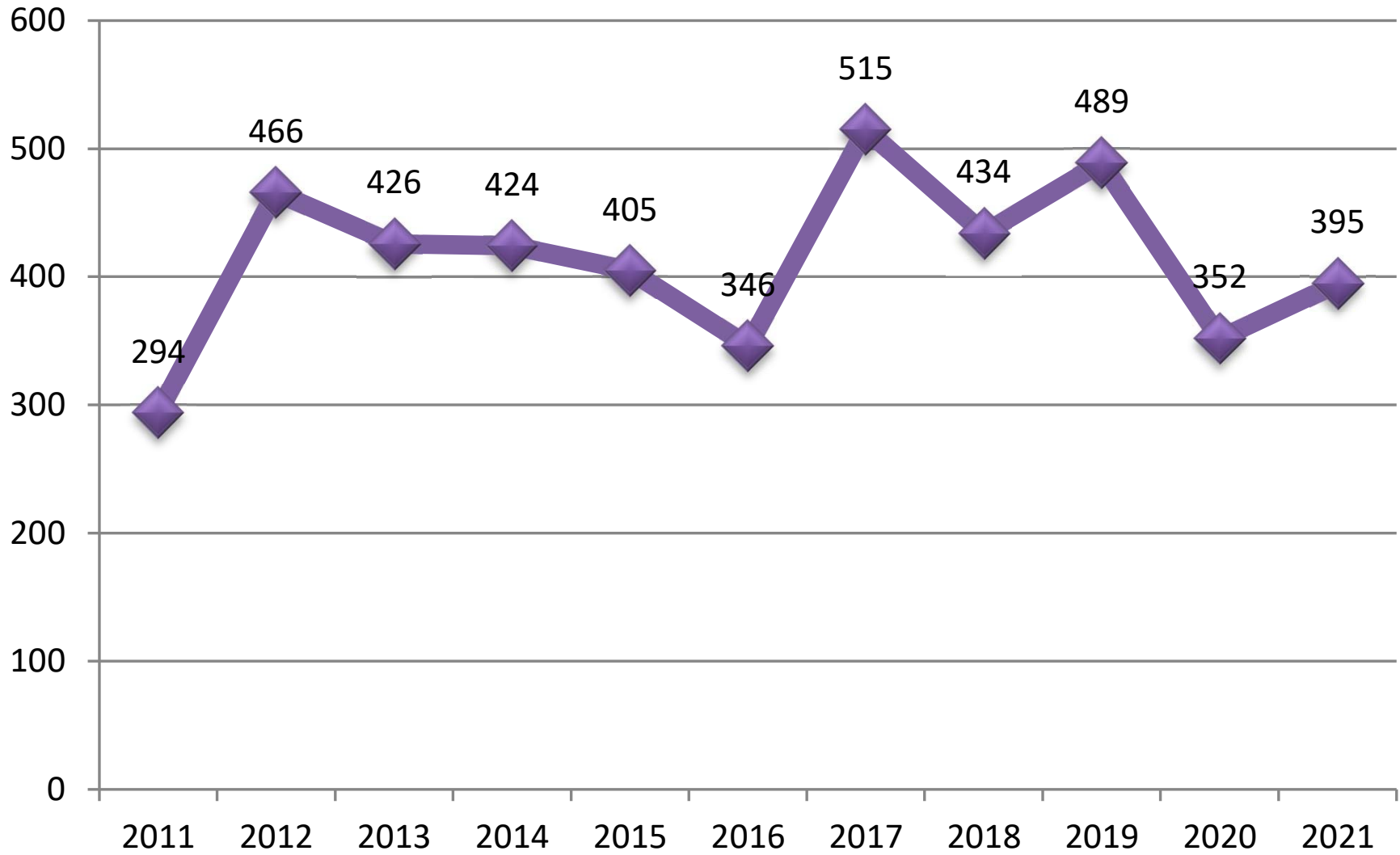


Sidney Police Department 2011-2021 Resisting Arrest & Obstructing



■ Resisting Arrest	6	19	29	21	14	10	12	13	23	18	25
■ Obstructing	16	16	41	32	40	27	26	28	33	26	27

Sidney Police Department Total Arrests 2011-2021



SIDNEY POLICE DEPARTMENT - USE OF FORCE

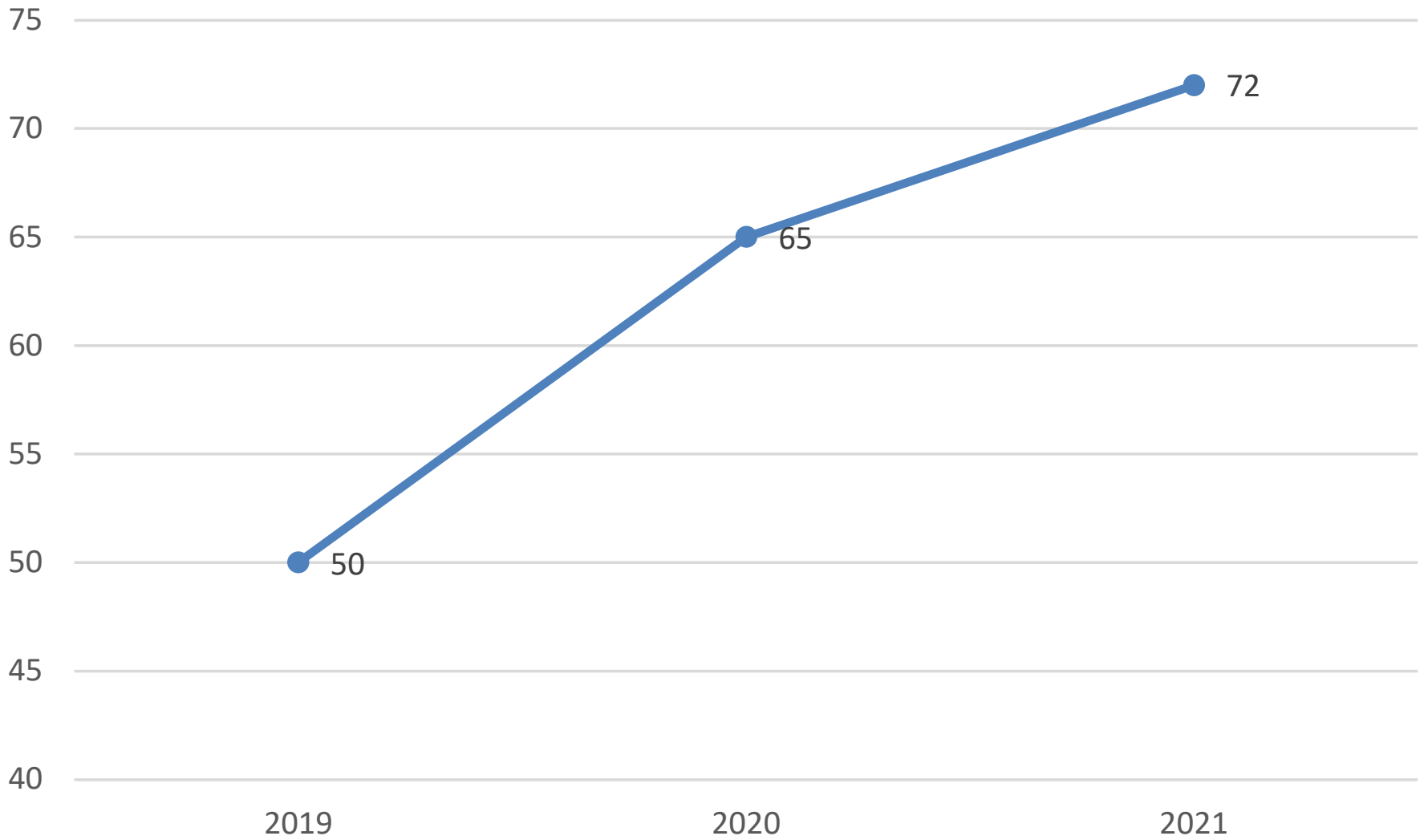
	2019	2020	2021		2019	2020	2021
Total Use of Force Incidents	50	65	72	<u>Suspect Armed</u>			
				Yes	6	13	10
<u>Officer Force Used</u>				No	44	50	61
Baton	1	0	0	Unknown	0	2	1
Blunt Instrument/Flashlight	0	0	0	Pending further investigation			
Canine	0	0	0				
Chemical Agent / OC Spray	0	0	0	<u>Impairment</u>			
Taser	6	8	3	Alcohol	26	26	32
Explosive Device	0	0	0	Drug	7	5	11
Firearm	14	29	30	Mental Health	3	9	5
Hands-Fists- Feet	34	33	43	Pending further investigation	0	0	2
Impact Projectile	0	0	0	Unknown	2	13	13
Other	4	2	0	None	16	17	20
Pending further investigation	0	0	0				
Unknown	0	1	1	<u>Injuries</u>			
				Death	0	0	0
<u>Threat Directed At...</u>				Gunshot Wound	0	0	0
Another party	3	7	6	None	46	62	70
Both the officer and others	4	2	8	Pending further investigation	0	0	1
Officer	31	36	35	Serious Injury	0	0	0
Pending further investigation	0	0	0	Unconsciousness	0	0	0
Unknown	12	20	23	Unknown	2	3	1

SIDNEY POLICE DEPARTMENT - USE OF FORCE

	2019	2020	2021
<u>RESISTANCE BY SUBJECT</u>			
Attempt to escape/flee custody	5	8	17
Barricading Self	3	4	3
Directing a vehicle at an officer or another	1	0	0
Displaying a weapon at an officer or another	0	4	1
Failing to comply to verbal commands or other types of passive resistance	39	40	48
Intentionally spitting or bleeding on an officer	1	1	1
Making verbal threats	8	4	2
None	8	12	0
Pending further investigation	0	0	0
Resisted being handcuffed or arrested	21	26	27
Throwing an article or object at an officer	0	0	0
Unknown	0	0	0
Using a firearm against an officer or another	0	0	0
Using another weapon against an officer or another	0	1	1
Using hands, fists, feet against an officer or another	3	5	7

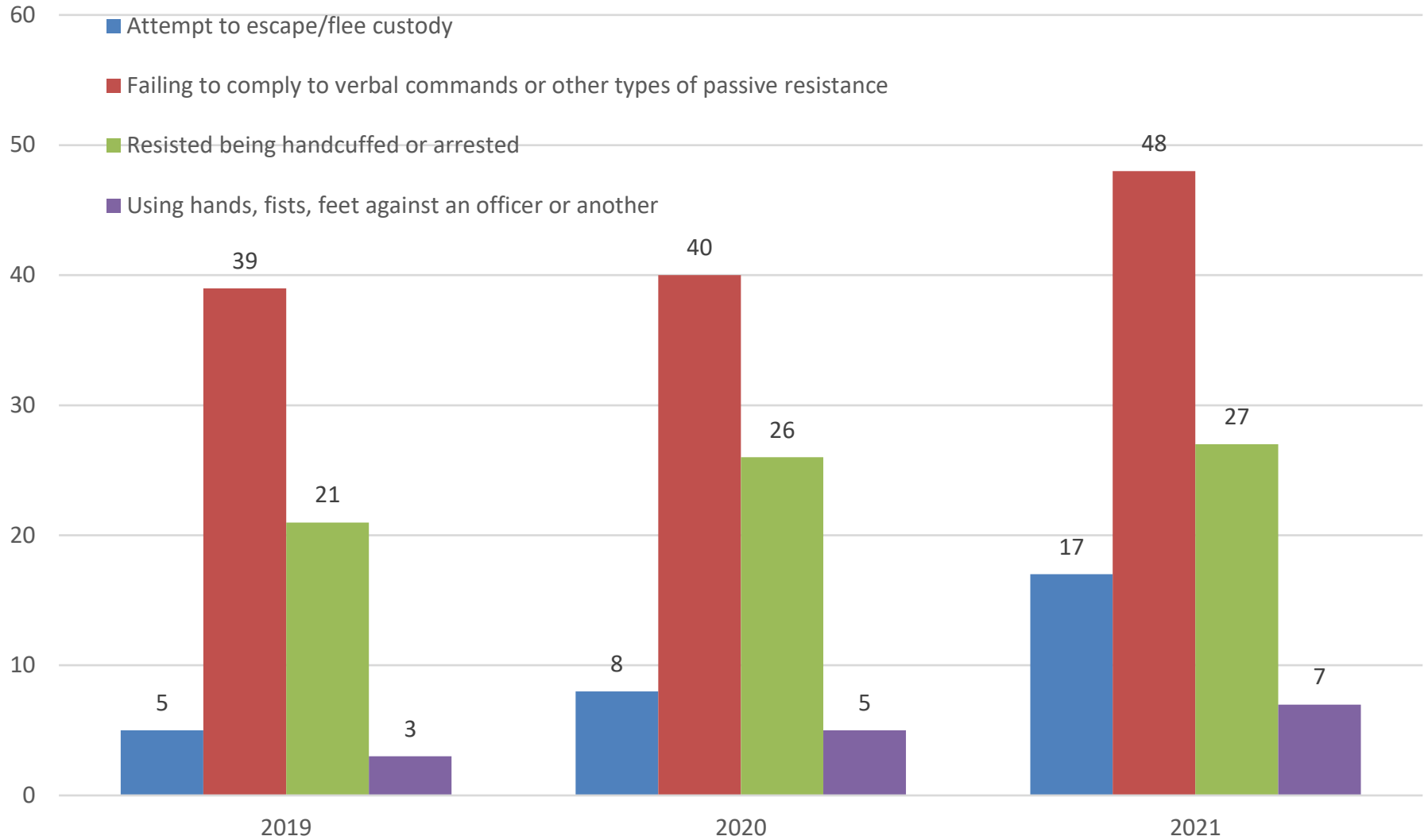
SIDNEY POLICE DEPARTMENT

Total Use of Force Incidents



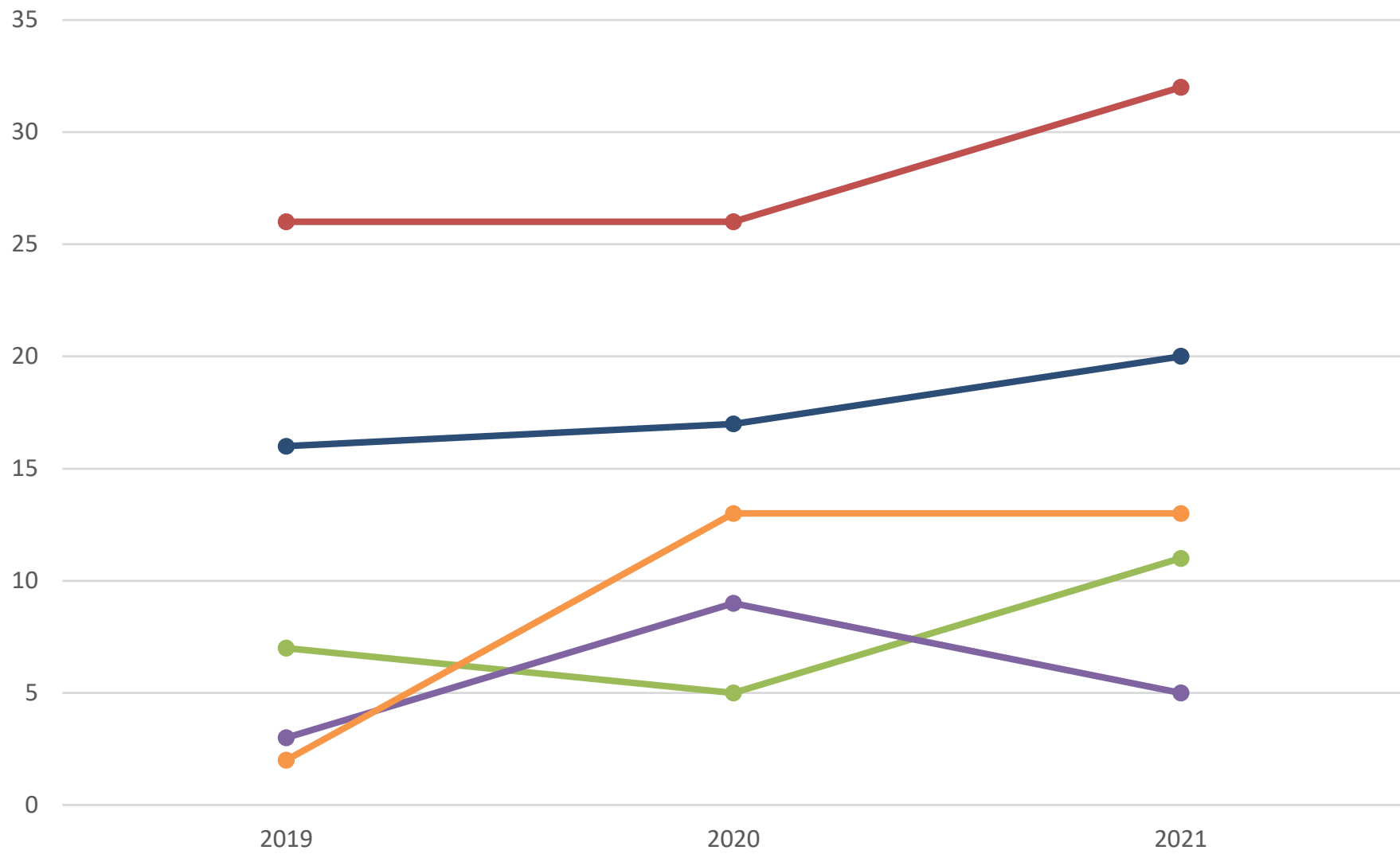
SIDNEY POLICE DEPARTMENT - USE OF FORCE

Resistance By Subject



SIDNEY POLICE DEPARTMENT - USE OF FORCE

Subject Impairment

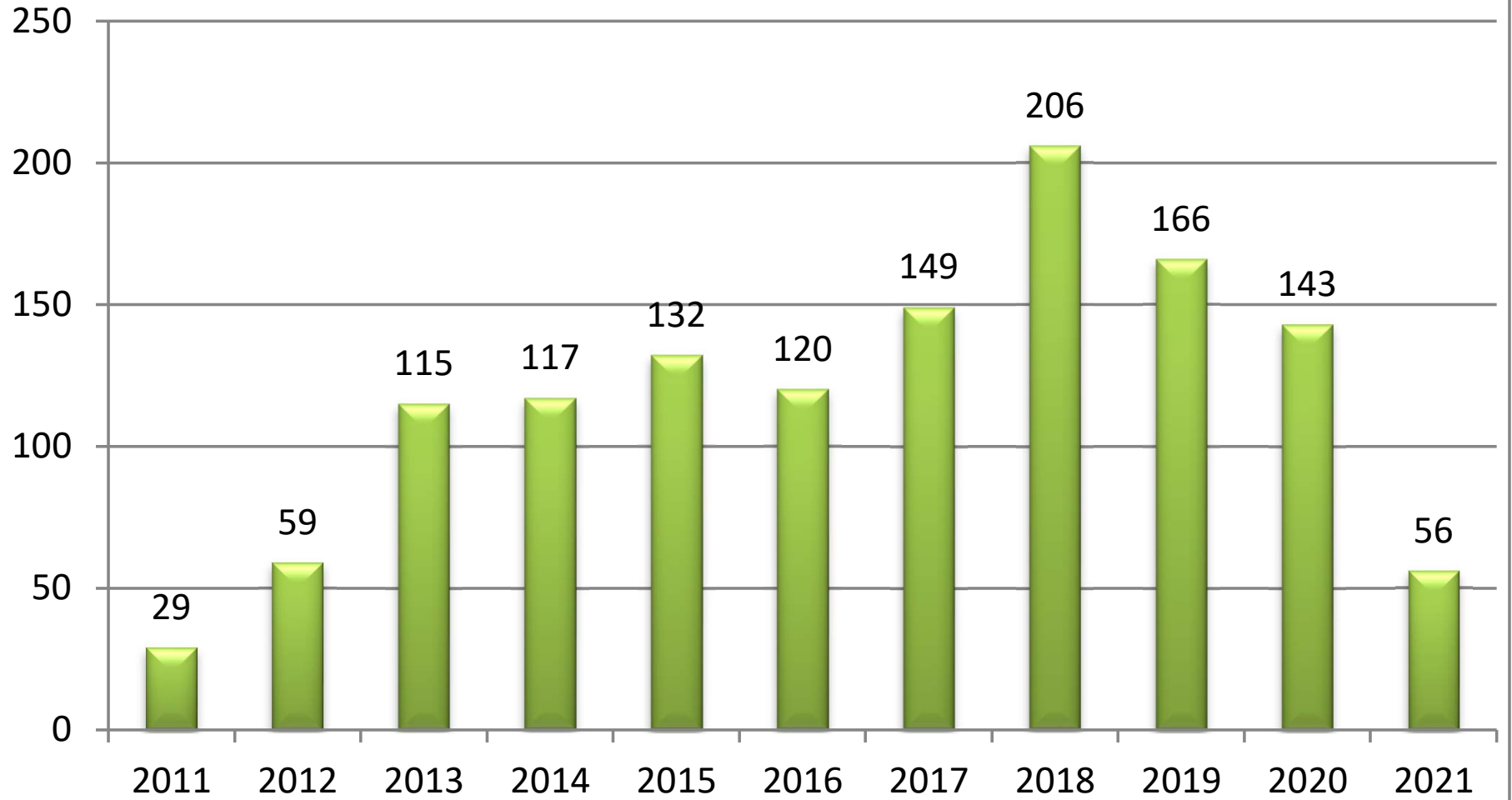


● Alcohol ● Drug ● Mental Health ● Unknown ● None

SIDNEY POLICE DEPARTMENT - NARCOTICS SEIZURES

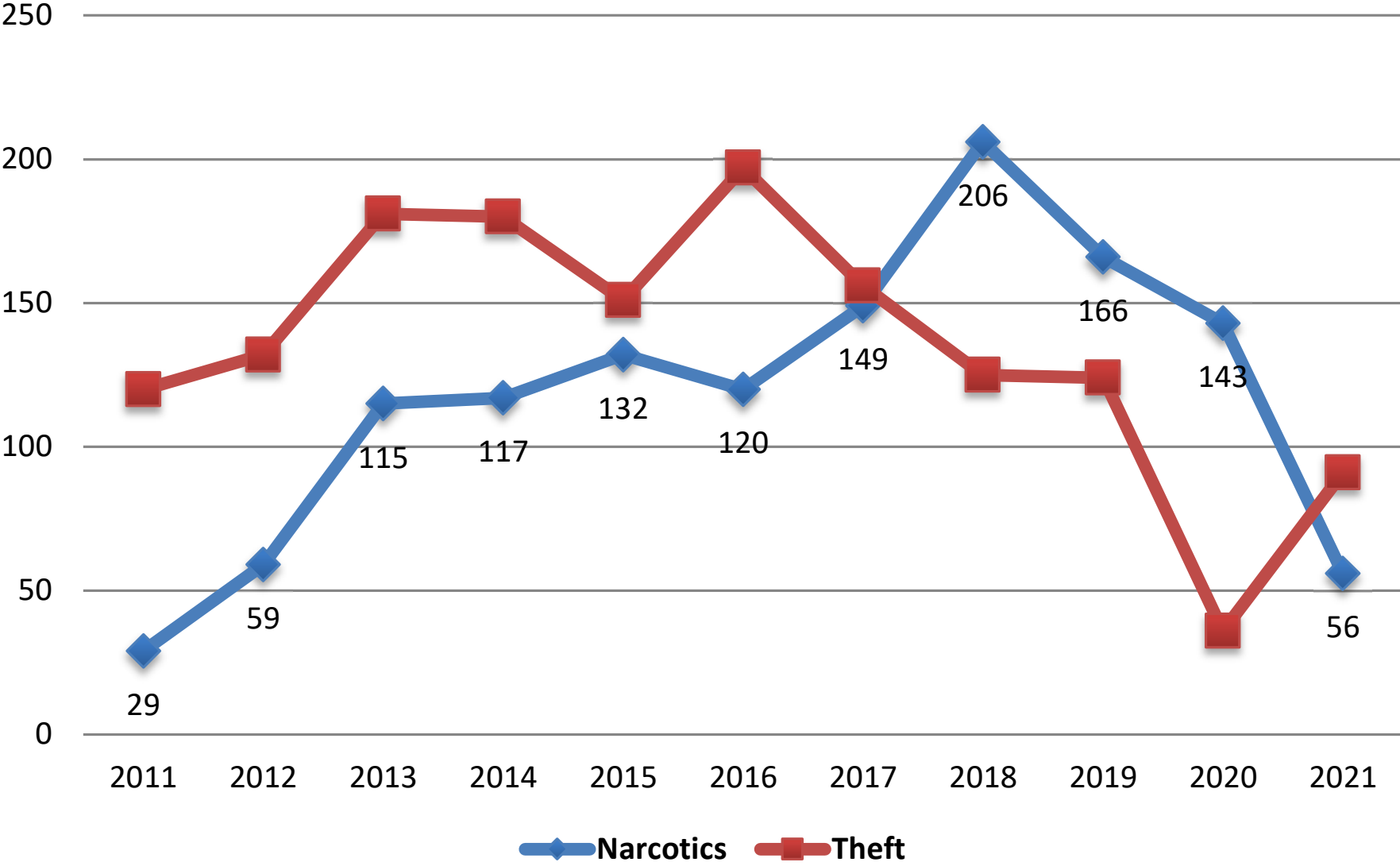
	2017	2018	2019	2020	2021
Marijuana					
Total Seizures	49	64	47	55	9
Aggregate Weight/Dosage	267.621 grams	527.609 grams	378.446 grams	15840.720 grams	475.911 grams
Aggregate Weight/Dosage		2 Plants	1 Plant		
Aggregate Weight/Dosage		49 Dosage Units			
Hashish					
Total Seizures	6	5	5	7	0
Aggregate Weight/Dosage	113.51 grams	462.626 grams	90.902 grams	387.677 grams	0
Aggregate Weight/Dosage		1 Dosage Unit	56.000 Fluid Ounce		
Methamphetamine/Amphetamine					
Total Seizures	31	32	44	71	45
Aggregate Weight/Dosage	116.04 grams	2620.371 grams	199.309 grams	2978.438 grams	64.269 grams
Heroin					
Total Seizures	6	3	3	1	0
Aggregate Weight/Dosage	0.4 grams	60.91 grams	1.521 grams	246.2 grams	0
Aggregate Weight/Dosage	2 Dosage Units				
Other Cocaine					
Total Seizures	2	2	0	9	1
Aggregate Weight/Dosage	30.8 grams	41.7 grams	0	850.912 grams	7.300 grams
Crack Cocaine					
Total Seizures	0	3	0	0	0
Aggregate Weight/Dosage	0	4 grams	0	0	0
Other Hallucinogens					
Total Seizures	0	1	1	4	1
Aggregate Weight/Dosage	0	0.8 grams	1.5 gram	274 Dosage Units/Items	2 Dosage Units/Items
Other Narcotics					
Total Seizures	2	4	3	3	6
Aggregate Weight/Dosage	3.5 Dosage Units		2400 Milliliters	464 Fluid Ounces	
Aggregate Weight/Dosage		52 Dosage Units	4 Dosage Units	281 Dosage Units	19 Dosage Units/Items
Other Stimulants					
Total Seizures	0	0	0	4	0
Aggregate Weight/Dosage	0	0	0	6 Dosage Units/Items	0
Other Depressants					
Total Seizures	2	3	1	2	1
Aggregate Weight/Dosage	11.5 Dosage Units	340.75 Dosage Units	1 Dosage Unit	2 Dosage Units / Items	8 Fluid Ounces
Other Drugs					
Total Seizures	6	2	12	16	7
Aggregate Weight/Dosage	126 Dosage Units	48 Dosage Units	195.5 Dosage Units / Items	44.5 Dosage Units / Items	22.5 Dosage Units/Items
Unknown Drug Type					
Total Seizures	3	8	4	6	2
Aggregate Weight/Dosage	1 Dosage Unit	77 Dosage Units	204.5 Dosage Units / Items	24 Dosage Units / Items	
Aggregate Weight/Dosage	0.01 grams	4.25 grams	42.21 grams		30 grams
Total Seizures	105	125	120	169	71

Sidney Police Department 2011-2021 Narcotics Cases



Sidney Police Department 2011-2021

Narcotics vs. Theft cases



SIDNEY POLICE DEPARTMENT MARIJUANA SEIZURES

100000

■ Weight in Grams

10000

15840.72

1000

527.609

378.446

475.911

267.621

100

10

1

2017

2018

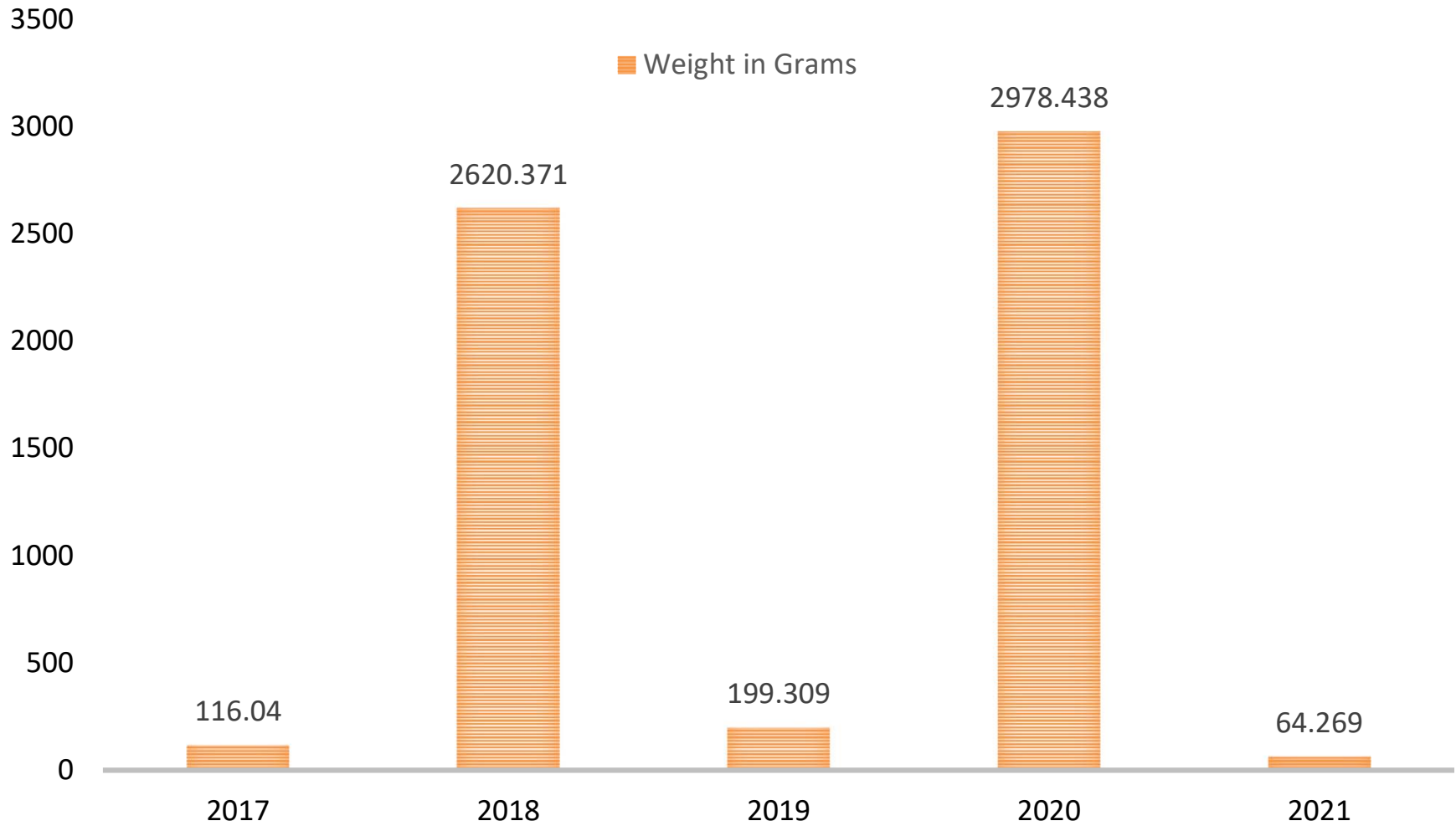
2019

2020

2021



SIDNEY POLICE DEPARTMENT METHAMPHETAMINE SEIZURES

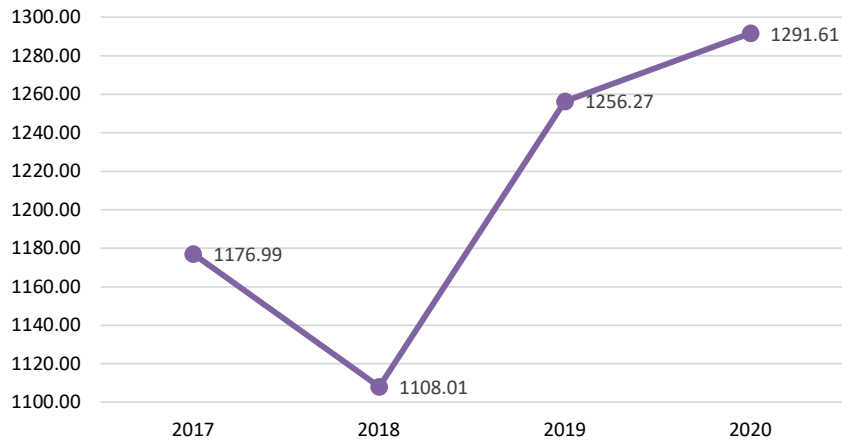


SIDNEY POLICE DEPARTMENT - NIBRS DATA

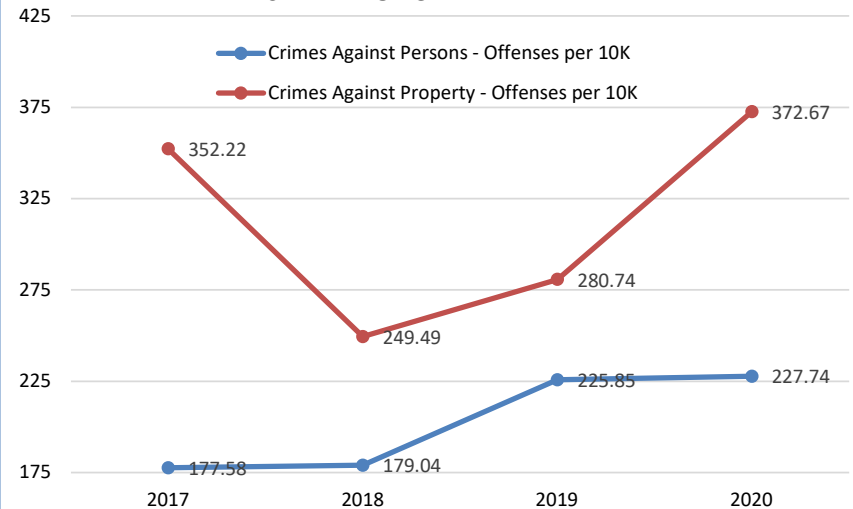
Year	Agency Population	Offenses Reported	Offenses Cleared by Arrest	Percent Cleared	Total Offenses per 10K	Crimes Against Persons - Offenses per 10K	Crimes Against Property - Offenses per 10K
2017	6,814	802	442	56.73%	1176.99	177.58	352.22
2018	6,814	755	423	58.15%	1108.01	179.04	249.49
2019	6,376	801	511	65.67%	1256.27	225.85	280.74
2020	6,279	811	395	56.84%	1291.61	227.74	372.67

SIDNEY POLICE DEPARTMENT

Total Offenses per 10,000 residents



SIDNEY POLICE DEPARTMENT



	AGENCY	Population Served	Offenses Reported	Percent Cleared	Total Offenses per 10K	Crimes Against Persons - Offenses per 10K	Crimes Against Property - Offenses per 10K	# Sworn Officers	Offenses / Officer
1	Sidney Police Department	6,279	811	56.84%	1291.61	227.74	372.67	10	81
2	Richland County Sheriff Office	3,810	156	61.54%	409.45	115.49	125.98	10	16
3	Williston Police Department	31,046	4,331	52.62%	1395.03	216.45	367.52	87	50
4	Watford City Police Department	9,309	664	39.62%	713.29	109.57	213.77	27	25
5	McKenzie County Sheriff Office	7,055	655	43.52%	928.42	164.42	269.31	37	18
6	Dickinson Police Department	23,801	2,549	52.84%	1070.96	139.07	379.82	43	59
7	Billings Police Department	110,157	13571	37.34%	1231.97	215.42	734.95	156	87
8	Missoula Police Department	76,468	8645	51.02%	1130.54	168.83	566.64	116	75
9	Great Falls Police Department	58,345	8647	45.48%	1482.05	163.00	807.10	87	99
10	Bozeman Police Department	51,460	3025	55.57%	587.84	100.66	235.13	60	50
11	Butte-Silver Bow Law Enforcement Dept.	35,068	3,327	27.62%	948.73	109.79	631.92	51	65
12	Helena Police Department	33,629	4,063	42.68%	1208.18	186.74	558.74	47	86
13	Kalispell Police Department	25,125	2,266	58.47%	901.89	117.01	369.35	41	55
14	Fargo Police Department	126,927	13,494	36.65%	1063.13	230.61	524.16	185	73
15	Bismarck Police Department	74,997	9,128	39.45%	1217.12	218.81	563.09	133	69
16	Minot Police Department	48,108	2,944	40.63%	611.96	112.87	273.55	81	36
17	West Fargo Police Department	38,561	2,531	42.10%	656.36	99.84	294.60	65	39
18	Mandan Police Department	23,221	2,647	42.31%	1139.92	245.90	594.72	44	60
19	Devil's Lake Police Department	7,339	1,103	51.91%	1502.93	260.25	652.68	21	53
20	Valley City Police Department	6,288	534	39.55%	849.24	211.51	370.55	12	45
21	Havre Police Department	9,820	1639	65.65%	1669.04	264.77	536.66	20	82
22	Belgrade Police Department	9,762	665	42.26%	681.21	135.22	354.44	19	35
23	Whitefish Police Department	8,523	515	44.27%	604.25	76.26	175.99	17	30
24	Miles City Police Department	8,250	376	48.14%	455.76	92.12	197.58	16	24
25	Livingston Police Department	7,892	576	22.57%	729.85	192.60	380.13	14	41
26	Laurel Police Department	6,732	520	46.54%	772.43	101.01	389.19	14	37
27	Lewistown Police Department	5,772	278	50.00%	481.64	95.29	174.98	13	21
28	Polson Police Department	5,115	772	62.18%	1509.29	195.50	480.94	15	51
29	Glendive Police Department	4,908	224	85.71%	456.40	89.65	79.46	10	22
30	Glasgow Police Department	3,326	206	39.81%	619.36	192.42	213.47	6	34
31	Wolf Point Police Department	2,744	464	76.29%	1690.96	437.32	342.57	6	77
32	Manhattan Police Department	1,955	57	43.86%	291.56	56.27	127.88	4	14
33	Baker Police Department	1,907	19	52.63%	99.63	52.44	26.22	4	5
34	West Yellowstone Police Department	1,388	93	59.14%	670.03	57.64	237.75	5	19

SORTED BY TOTAL OFFENSES PER 10,000

	AGENCY	Population Served	Offenses Reported	Percent Cleared	Total Offenses per 10K	Crimes Against Persons - Offenses per 10K	Crimes Against Property - Offenses per 10K	# Sworn Officers	Offenses / Officer
1	Wolf Point Police Department	2,744	464	76.29%	1690.96	437.32	342.57	6	77
2	Havre Police Department	9,820	1639	65.65%	1669.04	264.77	536.66	20	82
3	Polson Police Department	5,115	772	62.18%	1509.29	195.50	480.94	15	51
4	Devil's Lake Police Department	7,339	1,103	51.91%	1502.93	260.25	652.68	21	53
5	Great Falls Police Department	58,345	8647	45.48%	1482.05	163.00	807.10	87	99
6	Williston Police Department	31,046	4,331	52.62%	1395.03	216.45	367.52	87	50
7	Sidney Police Department	6,279	811	56.84%	1291.61	227.74	372.67	10	81
8	Billings Police Department	110,157	13571	37.34%	1231.97	215.42	734.95	156	87
9	Bismarck Police Department	74,997	9,128	39	1217.12	218.81	563.09	133	69
10	Helena Police Department	33,629	4,063	42.68%	1208.18	186.74	558.74	47	86
11	Mandan Police Department	23,221	2,647	42.31%	1139.92	245.90	594.72	44	60
12	Missoula Police Department	76,468	8645	51.02%	1130.54	168.83	566.64	116	75
13	Dickinson Police Department	23,801	2,549	52.84%	1070.96	139.07	379.82	43	59
14	Fargo Police Department	126,927	13,494	36.65%	1063.13	230.61	524.16	185	73
15	Butte-Silver Bow Law Enforcement Dept.	35,068	3,327	27.62%	948.73	109.79	631.92	51	65
16	McKenzie County Sheriff Office	7,055	655	43.52%	928.42	164.42	269.31	37	18
17	Kalispell Police Department	25,125	2,266	58.47%	901.89	117.01	369.35	41	55
18	Valley City Police Department	6,288	534	39.55%	849.24	211.51	370.55	12	45
19	Laurel Police Department	6,732	520	46.54%	772.43	101.01	389.19	14	37
20	Livingston Police Department	7,892	576	22.57%	729.85	192.60	380.13	14	41
21	Watford City Police Department	9,309	664	39.62%	713.29	109.57	213.77	27	25
22	Belgrade Police Department	9,762	665	42.26%	681.21	135.22	354.44	19	35
23	West Yellowstone Police Department	1,388	93	59.14%	670.03	57.64	237.75	5	19
24	West Fargo Police Department	38,561	2,531	42.10%	656.36	99.84	294.60	65	39
25	Glasgow Police Department	3,326	206	39.81%	619.36	192.42	213.47	6	34
26	Minot Police Department	48,108	2,944	40.63%	611.96	112.87	273.55	81	36
27	Whitefish Police Department	8,523	515	44.27%	604.25	76.26	175.99	17	30
28	Bozeman Police Department	51,460	3025	55.57%	587.84	100.66	235.13	60	50
29	Lewistown Police Department	5,772	278	50.00%	481.64	95.29	174.98	13	21
31	Glendive Police Department	4,908	224	85.71%	456.40	89.65	79.46	10	22
32	Miles City Police Department	8,250	376	48.14%	455.76	92.12	197.58	16	24
33	Richland County Sheriff Office	3,810	156	61.54%	409.45	115.49	125.98	10	16
34	Manhattan Police Department	1,955	57	43.86%	291.56	56.27	127.88	4	14
35	Baker Police Department	1,907	19	52.63%	99.63	52.44	26.22	4	5

SORTED BY OFFENSES PER OFFICER

	AGENCY	Population Served	Offenses Reported	Percent Cleared	Total Offenses per 10K	Crimes Against Persons - Offenses per 10K	Crimes Against Property - Offenses per 10K	# Sworn Officers	Offenses / Officer
1	Great Falls Police Department	58,345	8647	45.48%	1482.05	163.00	807.10	87	99
2	Billings Police Department	110,157	13571	37.34%	1231.97	215.42	734.95	156	87
3	Helena Police Department	33,629	4,063	42.68%	1208.18	186.74	558.74	47	86
4	Havre Police Department	9,820	1639	65.65%	1669.04	264.77	536.66	20	82
5	Sidney Police Department	6,279	811	56.84%	1291.61	227.74	372.67	10	81
6	Wolf Point Police Department	2,744	464	76.29%	1690.96	437.32	342.57	6	77
7	Missoula Police Department	76,468	8645	51.02%	1130.54	168.83	566.64	116	75
8	Fargo Police Department	126,927	13,494	36.65%	1063.13	230.61	524.16	185	73
9	Bismarck Police Department	74,997	9,128	39	1217.12	218.81	563.09	133	69
10	Butte-Silver Bow Law Enforcement Dept.	35,068	3,327	27.62%	948.73	109.79	631.92	51	65
11	Mandan Police Department	23,221	2,647	42.31%	1139.92	245.90	594.72	44	60
12	Dickinson Police Department	23,801	2,549	52.84%	1070.96	139.07	379.82	43	59
13	Kalispell Police Department	25,125	2,266	58.47%	901.89	117.01	369.35	41	55
14	Devil's Lake Police Department	7,339	1,103	51.91%	1502.93	260.25	652.68	21	53
15	Polson Police Department	5,115	772	62.18%	1509.29	195.50	480.94	15	51
16	Bozeman Police Department	51,460	3025	55.57%	587.84	100.66	235.13	60	50
17	Williston Police Department	31,046	4,331	52.62%	1395.03	216.45	367.52	87	50
18	Valley City Police Department	6,288	534	39.55%	849.24	211.51	370.55	12	45
19	Livingston Police Department	7,892	576	22.57%	729.85	192.60	380.13	14	41
20	West Fargo Police Department	38,561	2,531	42.10%	656.36	99.84	294.60	65	39
21	Laurel Police Department	6,732	520	46.54%	772.43	101.01	389.19	14	37
22	Minot Police Department	48,108	2,944	40.63%	611.96	112.87	273.55	81	36
23	Belgrade Police Department	9,762	665	42.26%	681.21	135.22	354.44	19	35
24	Glasgow Police Department	3,326	206	39.81%	619.36	192.42	213.47	6	34
25	Whitefish Police Department	8,523	515	44.27%	604.25	76.26	175.99	17	30
26	Watford City Police Department	9,309	664	39.62%	713.29	109.57	213.77	27	25
27	Miles City Police Department	8,250	376	48.14%	455.76	92.12	197.58	16	24
28	Glendive Police Department	4,908	224	85.71%	456.40	89.65	79.46	10	22
29	Lewistown Police Department	5,772	278	50.00%	481.64	95.29	174.98	13	21
30	West Yellowstone Police Department	1,388	93	59.14%	670.03	57.64	237.75	5	19
31	McKenzie County Sheriff Office	7,055	655	43.52%	928.42	164.42	269.31	37	18
32	Richland County Sheriff Office	3,810	156	61.54%	409.45	115.49	125.98	10	16
33	Manhattan Police Department	1,955	57	43.86%	291.56	56.27	127.88	4	14
34	Baker Police Department	1,907	19	52.63%	99.63	52.44	26.22	4	5